


Material Matters		Grade 1 Materials, Objects and Everyday Structures
<b>Lesson Plan</b>		<b>Safety Notes</b> Always be careful with objects you find around the house in case they are sharp, hot or otherwise unsafe. If you aren't sure, ask an adult for help!
<b>Description</b> Students will learn the difference between materials, objects and everyday structures and do activities to practice identifying materials, objects and structures		
<b>Materials</b> <ul style="list-style-type: none"> <li>• Learning Materials Handout</li> <li>• Materials Scavenger Hunt Handout</li> </ul>		
<b>Science Background</b> What is the difference between materials, objects and everyday structures? <b>Materials:</b> Materials are what something is made of. For example trees are made out of wood. Wood is a material. <b>Object:</b> An object is made of one or more materials. Trees are objects made out of wood. <b>Structure:</b> A structure is the supporting framework that holds an object together.		
This picture shows the structure of a house. The structure of this house is made out of wood and it supports the house so that it doesn't fall apart. We cover the structure with bricks made of clay and sand, and roof shingles that can be made of wood, rock, metal, or plastic.		

## Activity Procedure

### Part 1: Learning Materials

1. Practice figuring out what materials objects are made of by working on the Learning Materials handout. Sort the objects by material and write what materials the different parts of the objects are made of?
2. When you have finished writing your answers, check if you were right by seeing if your answers match the answer sheet.

### Part 2: Materials Scavenger Hunt

1. Use the Materials Scavenger Hunt handout to look for objects around your home and figure out what they are made of.
2. Draw three of the objects you find on your page and write what material each is made of. If the item you drew is made of more than one material write down all the materials your object is made of!

### Debrief

Objects and structures are all around us and can be made of so many different materials! You might have noticed during your scavenger hunt that lots of objects are made out of more than one material. Having so many different materials means we can do so many different things with the objects we made out of them!

## Materials Scavenger Hunt

Draw 3 of the objects you found around your home in the spaces below and write what material or materials you think each object is made of!

Object #1 looks like this...	Object #1 is made out of...
Object #2 looks like this..	Object #2 is made out of...
Object #3 looks like this..	Object #3 is made out of...

Material Matters

Grade 1  
Materials, Objects and Everyday Structures

Learning materials


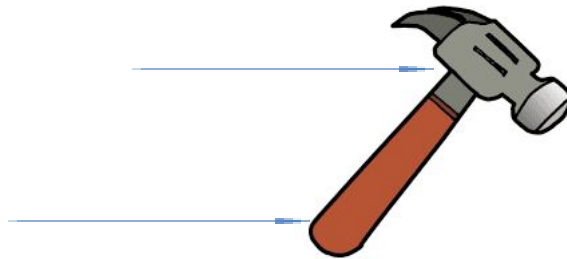

Sort the objects by the material. Write the letter for each object in the chart at the bottom of the page.



Metal	Plastic	Wood
-	-	-
-	-	-
-	-	-
-	-	-

What materials are these objects made of? Write the answers on the lines. Each answer will be used more than once.

Wood	Glass	Rubber	Metal	Cotton
------	-------	--------	-------	--------



## Learning Materials Answers

Sort the objects by the material. Write the letter for each object in the chart at the bottom of the page.



Metal	Plastic	Wood
B	C	A
F	E	D
I	H	G
J	K	L

What materials are these objects made of? Write the answers on the lines. Each answer will be used more than once.

Wood	Glass	Rubber	Metal	Cotton
------	-------	--------	-------	--------

