

Handout (Answer Key)

- Beside the pictures below, match the water source to the correct type of wetland.
  - Rain and snowfall (acidic)
  - Groundwater
  - Rainwater (stagnant or slow-moving)
  - Groundwater (poor drainage)

BOG (a)



SWAMP (d)



MARSH (c)






FEN (b)



- What are four important functions of a wetland?  
 -Absorb pollutants -Protect from coastal erosion -Filter water -Help reduce floods

- Fill in the table:

	Identifying Features	Habitat	Household object that can sound like their call
Green Frog: 	-Green, bronze, brown or even blue. -Large ear drums behind eyes.	-Near permanent shallow water bodies	-Box with elastic
Boreal Chorus Frog: 	-3 distinct dark stripes down their back -dark stripe across eye	-Forest openings with ponds located nearby	-Hair comb
Northern Leopard Frog: 	-Covered in dark rounded spots -White or yellowish belly -Dorsolateral folds	-Tundra -Woodlands -Prairies	-Balloon

4. Draw the terrarium you created (if you do not have the materials, draw what your terrarium would look like). Colour and label the layers within the terrarium and explain their function.

